

Financial Performance Highlights

Revenue

(¥'bn)



Operating Profit

(¥'bn)



Profit Before Tax

(¥'bn)



Profit After Tax

(¥'bn)



Total Assets

(¥'bn)



Net Debt

(¥'bn)



Free Cash Flow

(¥'bn)

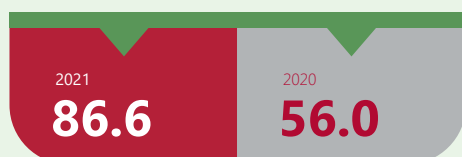


Capital Expenditure

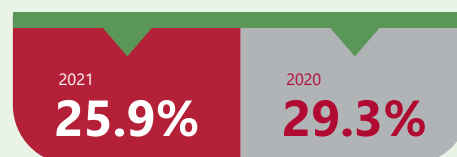
(¥'bn)



EBITDA




EBITDA Margin



Earnings Per Share



Dividend Per Share



Operational Performance Highlights



Sugar

Capacity (MTpa)

1,500,000



Flour

Capacity (MTpa)

500,000



Pasta

Capacity (MTpa)

250,000



Total Volume (MT)

Sugar, Flour, Pasta




Average Utilisation (%)

Sugar, Flour, Pasta



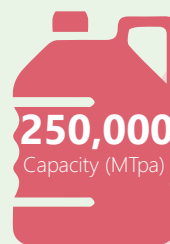
Rice



200,000
Capacity (MTpa)

Project
delivery time
H2 2022

Edible Oil



250,000
Capacity (MTpa)

Project
delivery time
2024